

Lesson Ideas for Home

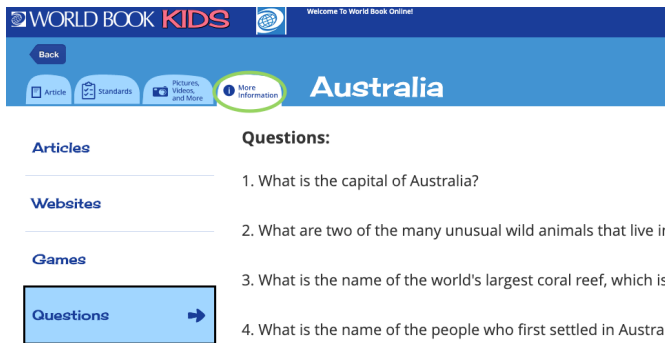
Learning at Home with World Book Kids

Check out World Book Kids to try some of these lessons at home with your children!



Perfect for elementary-aged children and available 24/7!

Learn about a country!



1. Type "Australia" in the search bar.
2. Click on the Australia article. Click on **More Information** and find the questions.
3. Have your child read the article and answer the questions during reading, or as an assessment after reading.

4. Complete the Australia Crossword found under **Games** → Crosswords



5. From the Home page, visit **Maps & More** → Outline Maps & Flags → Australia. Print and color the different locations in Australia.

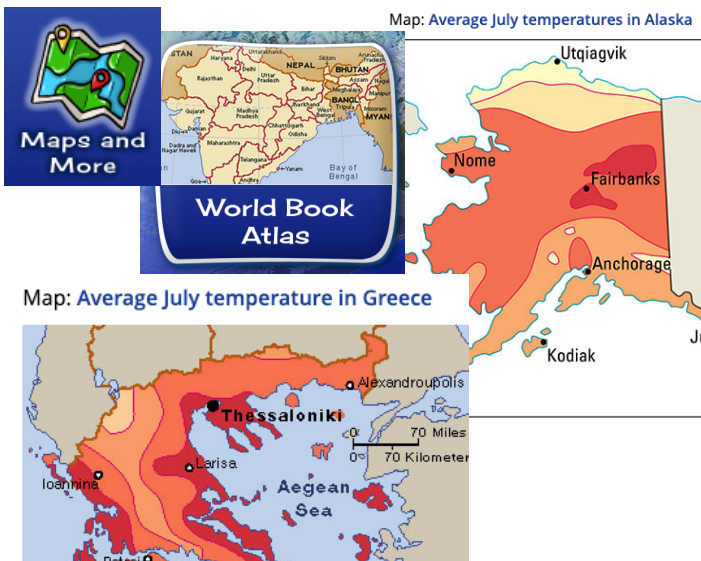


6. From the Home page, click on **Compare Places** and compare Australia to different countries!



Plan a trip!

1. Plan a trip to a place you'd like to visit.
2. Have a child research a place they would like to visit.
3. Use the **Atlas** and **Maps** to plan out how they would get there
4. They can research the climate to decide what clothes they need to bring and make a packing list for the trip.
5. Make a list of activities you might do while visiting.



Conduct a science project or activity!

We have lesson plans to accompany many of our games, science projects, and activities found in *Kids*.

1. To access these → Go to the *Kids* Home page
2. Scroll to the bottom toolbar and click on **For Educators** → **Educator Tools** → **Lesson Plans**

Each lesson plan comes with a list of materials, procedures, and links to World Book Articles and has discussion questions to ask your child.



Write about an interesting person!

Not sure who you want to look up? Lets find someone!

Choose a job or achievement below



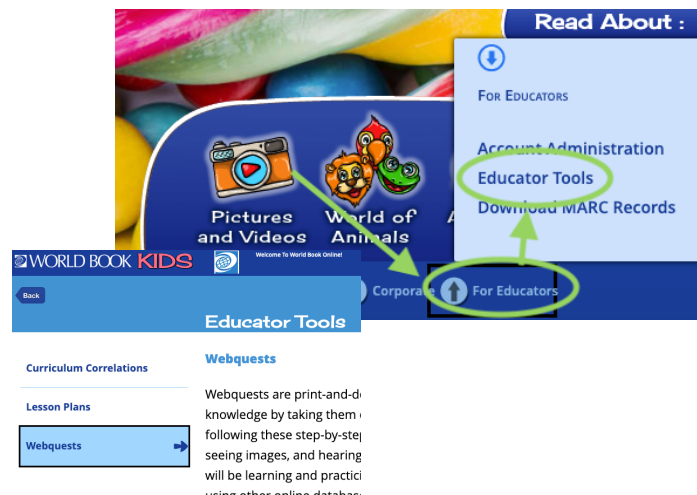
1. Have a child choose a person they want to research in **Important People**.
2. They can write a small report about the person or make a poster using images from World Book Online.

Complete a WebQuest

We have WebQuests on a variety of topics that are ready-to-go for your kids.

1. To access these → Go to the *Kids* Home page
2. Scroll to the bottom toolbar and click on **For Educators** → **Educator Tools** → **WebQuests**
3. Print one out and let your child look up the answers in *Kids*.

****The last page of each WebQuest has the answer key.****



Want more ideas on how to use the countless resources on www.worldbookonline.com?

Watch our webinars found on www.worldbookonline.com/training.